



Chain Block HS-S


- ◆ New improved lightweight design
- ◆ Guided hand chain cover reduces hand chain snagging during use.
- ◆ Double pawl brake system.
- ◆ High quality bearings for long life and easy operation.
- ◆ High quality G8 load chain
- ◆ Heavy duty safety catches
- ◆ load chain also available with zinc plating




5 tonne



3 tonne

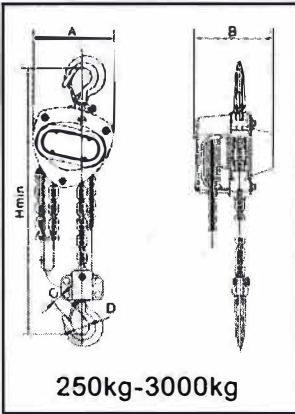


1 tonne

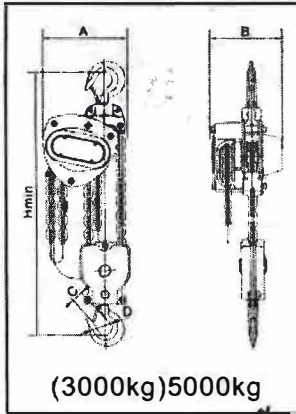


500kg / 1tonne available in matt black for event rigging

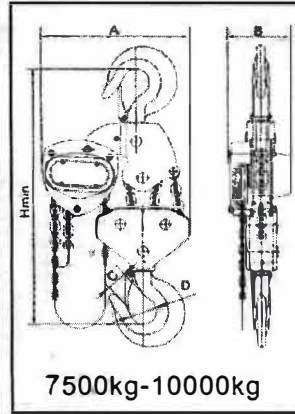
***24 months warranty**



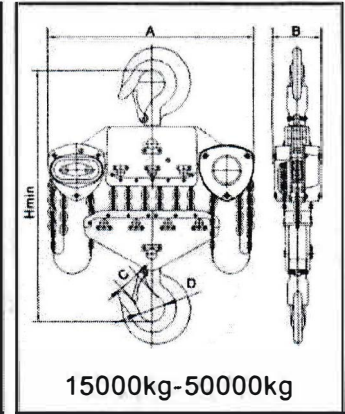
250kg-3000kg



(3000kg)5000kg



7500kg-10000kg



15000kg-50000kg

Capacity (kg)	250	500	1000	1500	2000	3000	3000	5000	7500	10000	15000	20000	30000	50000	
Standard Lift (m)	3	3	3	3	3	3	3	3	3	3	3	3	3	3	
No. Of Load Chain Falls	1	1	1	1	1	1	2	2	3	4	6	8	12	20	
Load Chain Diam Øxmm	4x12	5x15	6x18	7x21	8x24	10x30	7x21	10x30	10x30	10x30	10x30	10x30	10x30	10x30	
DIMENSIONS	A(mm)	120	146	161	182	202	255	230	250	430	460	718	840	870	746
	B(mm)	114	138	154	176	177	205	176	189	189	189	189	189	455	660
	C(mm)	21	23	27	33	35	39	39	45	47	59	70	80	85	110
	D(mm)	31	35	40	45	50	55	55	65	67	85	95	106	110	128
	Hmin (mm)	280	350	383	442	485	554	565	688	760	780	950	970	1400	2480